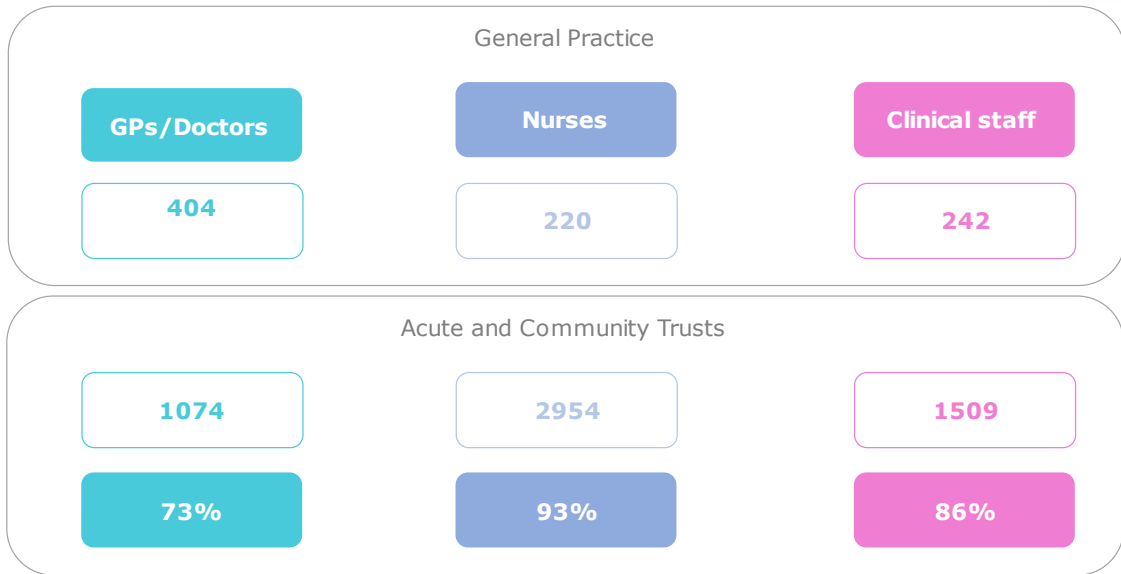


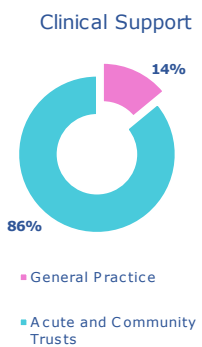
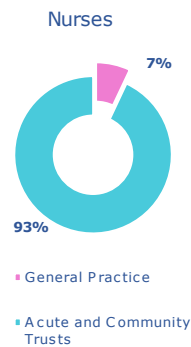
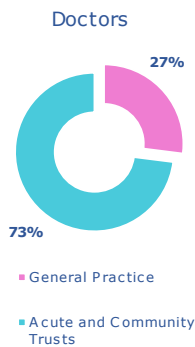
Gloucestershire Workforce Statistics
General Practice compared with Acute and Community Trusts



REPRESENTATION OF CLINICAL WORKFORCE IN GLOUCESTERSHIRE

86%
in Acute and Community Trusts

14%
in General Practice



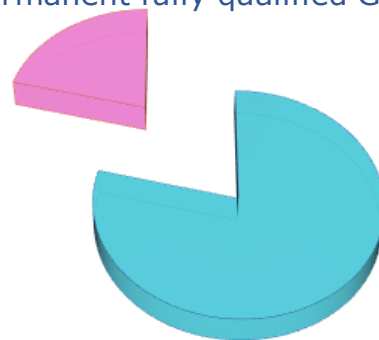
336 Qualified, Permanent FTE GPs in Gloucestershire

681732 patients

That's **2028** patients per FTE GP

The BMA recommends a maximum of **1600** patients per FTE GP

That equates to **21%** of patients who do not have a permanent fully qualified GP



* NHS DIGITAL WORFORCE DATA JANUARY 2023 **ALL FIGURES ARE FTE
*** INCLUDES GPS/DOCTORS IN TRAINING BUT EXCLUDES LOCUMS