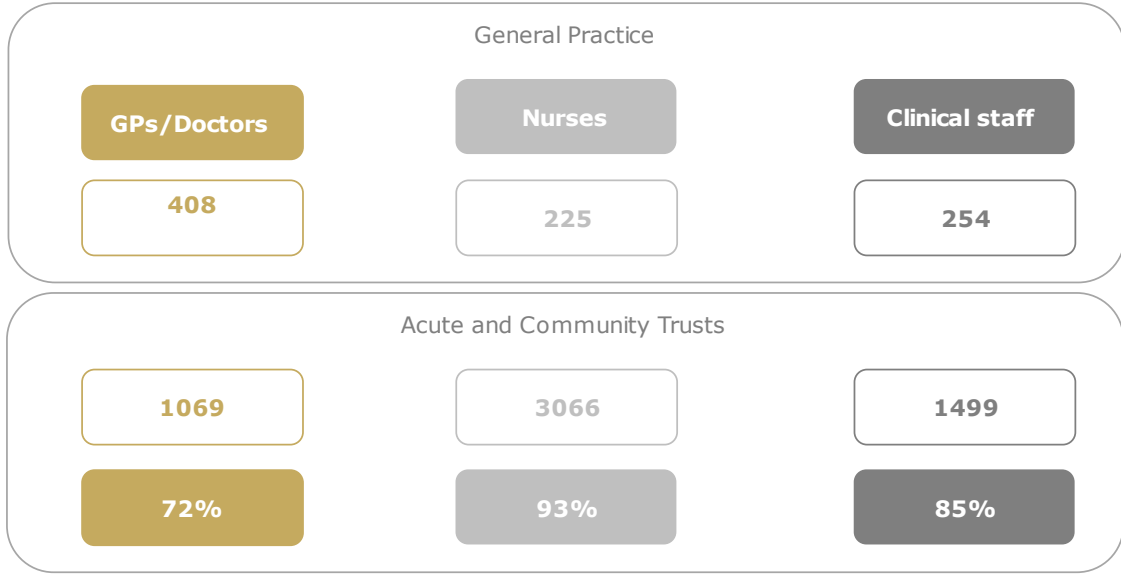




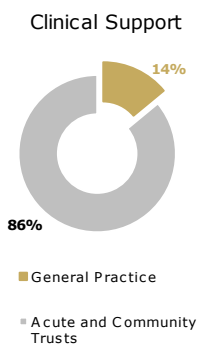
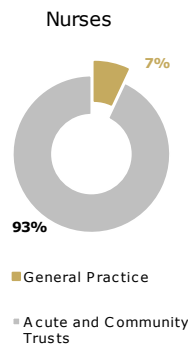
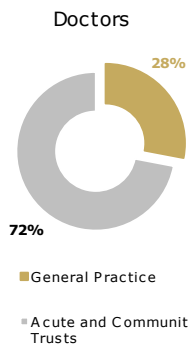
Gloucestershire Workforce Statistics July 2023  
General Practice compared with Acute and Community Trusts



**REPRESENTATION OF CLINICAL WORKFORCE IN GLOUCESTERSHIRE**

**86%**  
in Acute and Community Trusts

**14%**  
in General Practice



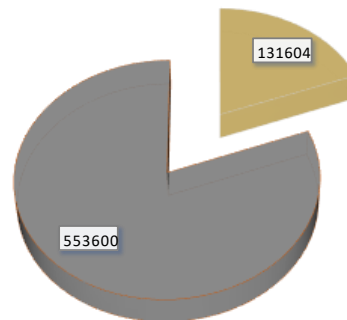
**346** Qualified, Permanent FTE GPs in Gloucestershire

**685,204** patients

That's **1980** patients per FTE GP

The BMA recommends a maximum of **1600** patients per FTE GP

That means that 131,604 patients don't have a fully qualified, permanent GP



\* NHS DIGITAL WORFORCE DATA JULY 2023 \*\*ALL FIGURES ARE FTE  
\*\*\* INCLUDES GPS/DOCTORS IN TRAINING BUT EXCLUDES LOCUMS